

hydrorise system



SIMPLY ACCURATE

Addition silicones for impression taking



hydrosystem

SIMPLY ACCURATE

Hydrorise Implant and Hydrorise, two key components of Hydrorise System. With one single objective: accuracy.

A SYSTEM THAT STANDS OUT FOR ACCURACY AND RELIABILITY

Hydrorise System is a complete range of addition silicones for impression taking, formulated for professionals seeking high performance solutions. Hydrorise System is the **top of the** Zhermack range and guarantees **accuracy** and **reliability**.

TWO KEY COMPONENTS. ONE RANGE.

Hydrorise System delivers the precision and accuracy that the professional needs, for impressions of implants and of natural abutments. **Hydrorise Implant** is scannable and has high rigidity for implant impression taking. **Hydrorise** also guarantees fine detail reproduction which, combined with excellent hydrocompatibility, contributes to the precision and accuracy of natural abutment impressions.

THE FULL RANGE

HIGH-TECH,
HIGH-
PERFORMANCE
SOLUTIONS

extraPro

Hydrorise System

SOLUTIONS
FOR SPECIFIC
APPLICATIONS

specialPro

VERSATILE
SOLUTIONS

multiPro

ESSENTIAL
SOLUTIONS

easyPro

hydrorise implant



ONE SINGLE OBJECTIVE.

hydrorise



ACCURACY.

A close-up photograph of a dental handpiece, which is a green and silver metal tool, being used to apply a thick, blue, gel-like impression material onto a dental model. The model shows the teeth of a jaw. The background is a dark blue gradient.

WITH **HYDRORISE IMPLANT**
IMPRESSIONS ARE RIGHT
FIRST TIME.



FORMULATED FOR IMPLANT PROSTHODONTICS

Hydrorise Implant is a scannable addition silicone **with high rigidity**, formulated for implant prosthodontics.

The greater rigidity of Hydrorise Implant viscosities compared to those of Hydrorise achieves greater stability in transfers to impressions. It also ensures that the correct three-dimensional position is maintained even after removal from the oral cavity.^[1]

HIGH RIGIDITY AND ELASTICITY IN PERFECT BALANCE

To take impressions of implants, material must have ideal rigidity^[2] while being sufficiently **elastic** to permit easy extraction from the oral cavity. Thanks to their elasticity, VPS can be considered the impression material of choice in these cases, especially in the presence of angulated implants^[3].

Hydrorise Implant

FOCUS

TESTED RELIABILITY

Hydrorise Implant has all the characteristics needed to satisfy the latest requirements in implant prosthodontics.

A recent in vitro study, **undertaken by the Universities of Bologna and Padua**, showed that Hydrorise Implant offers **significantly greater accuracy** and **precision** than polyethers: even under unfavourable conditions with unsplinted transfers, its performance is similar or better than that of the polyethers tested.^[1]





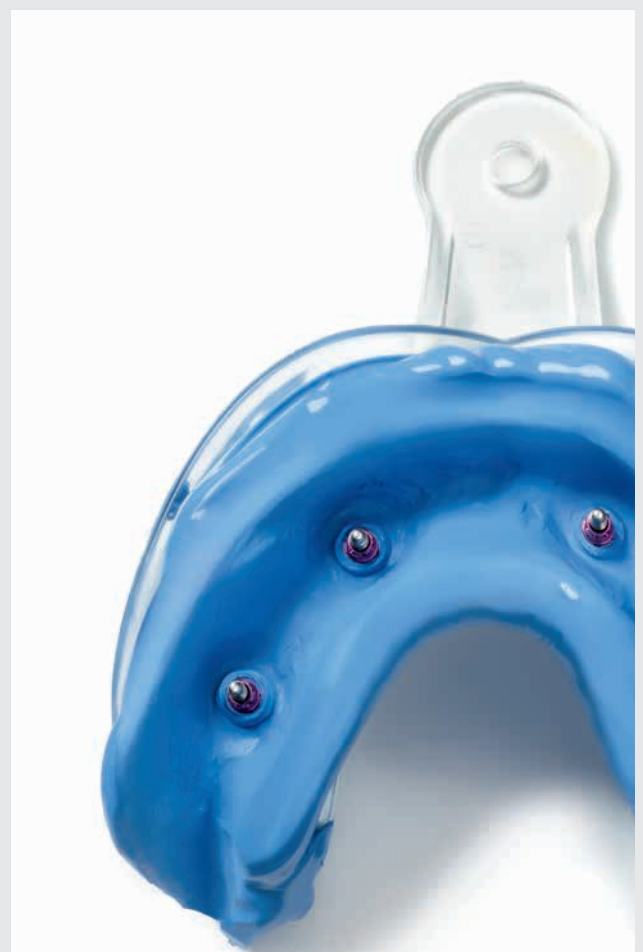
SCANNABILITY

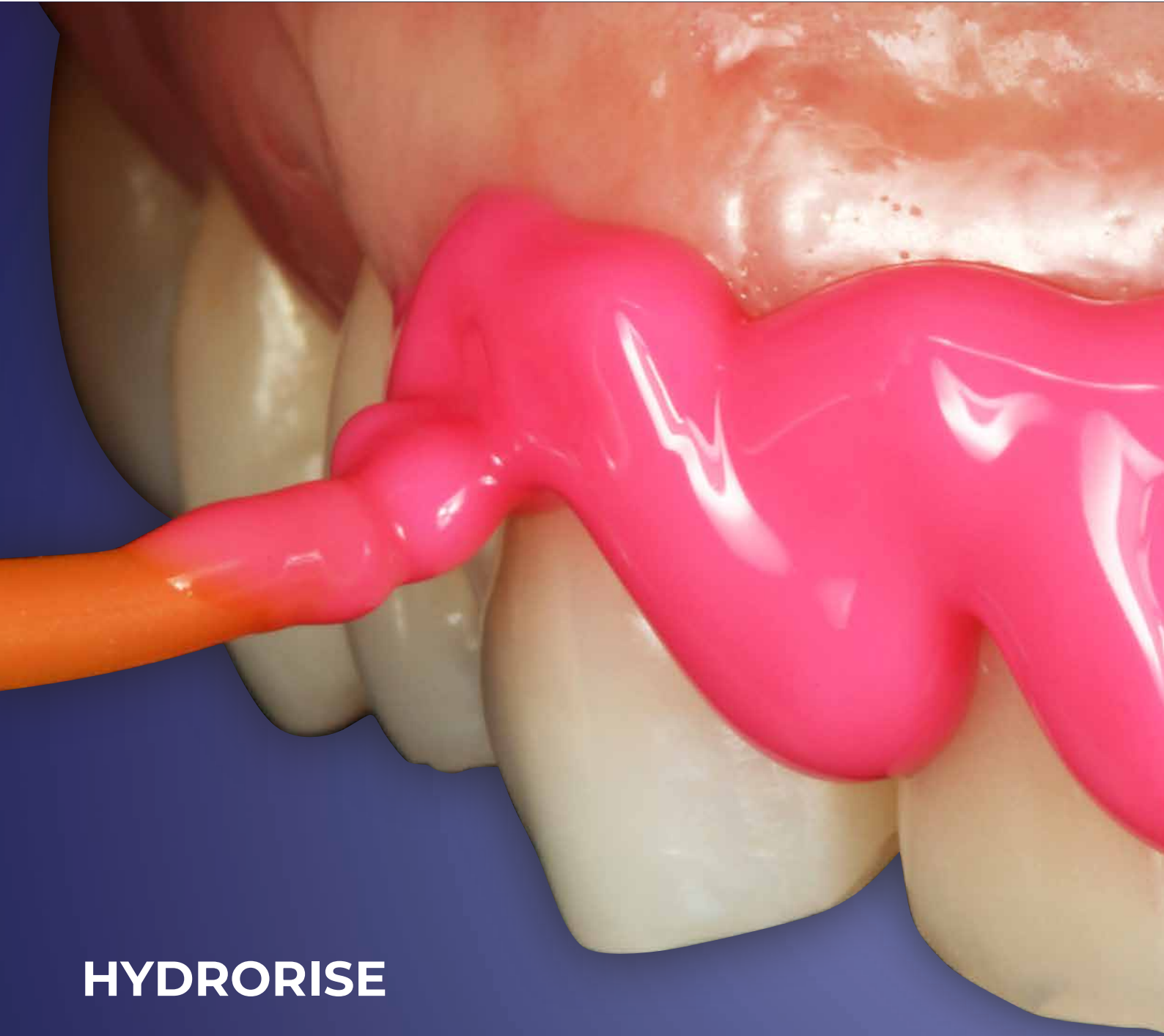
Hydrorise Implant combines high-performance technical properties with the benefits of digital workflows. Thanks to its unique formula, Hydrorise Implant **is scannable** even without reflective sprays. The scannability of impressions **facilitates access to digital workflows** without requiring the use of an intraoral scanner. It also reduces the risk of errors caused by the casting of traditional gypsum models.

RADIOPACITY: A HYDRORISE IMPLANT EXCLUSIVE*

Radiopacity allows dentists to identify any subgingival material residues with a plain-film X-ray performed in the dental practice, thus affording the professional peace of mind and ensuring patient comfort.

* Within the Zhermack product portfolio





HYDRORISE

WHAT IS PRECISION
MADE OF?



DETAILS MAKE THE DIFFERENCE

Hydrorise addition silicone guarantees **excellent detail reproduction.**

Adequate detail reproduction is one of the main requirements for a successful impression.^[4] Zhermack has developed a product that goes well beyond **applicable standards** with **precision 4 times greater** than that demanded by European standards.*

Hydrorise fluids offer a precision of **5 microns**, ensuring excellent detail reproduction.

Hydrorise

HYDROPHILICITY

Hydrophilicity is another essential characteristic for an impression material as it makes a decisive contribution to the accurate reproduction of detail. The more hydrophilic a material is, the better able it is to flow into humid areas and copy surfaces accurately, with less risk of bubbles becoming incorporated.^[5,6]

TALKING ABOUT HYDROPHILICITY

Not all impression materials behave in the same way in terms of hydrophilicity.

Studies published in clinical literature have shown that the high hydrophilicity of certain materials can result in the absorption of water and compromise dimensional accuracy.^[7]

On the other hand, the hydrophobic nature of silicones does not result in any behaviour that is potentially detrimental to the accuracy of the prosthetic process. At the same time, the addition of surfactants to the formula also allows them to flow readily in wet environments.





HYDROCOMPATIBILITY. MORE THAN HYDROPHILICITY.

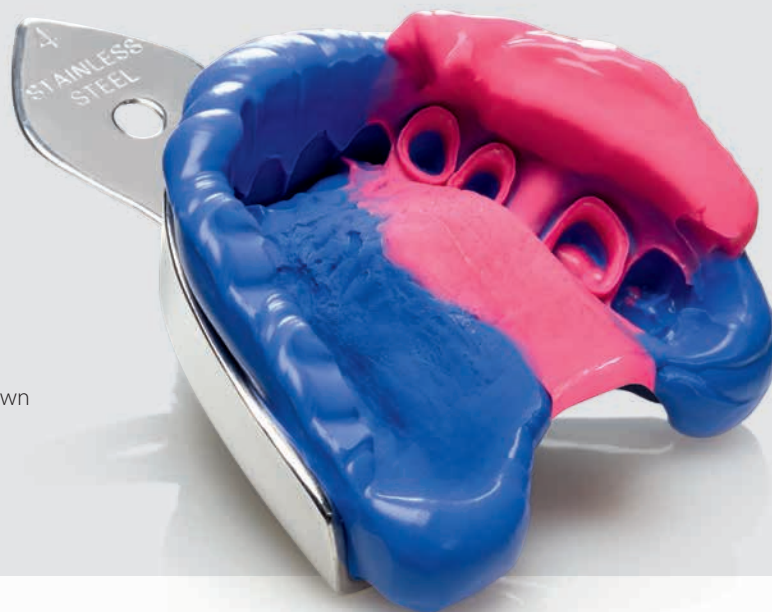
Zhermack defines hydrocompatibility as an affinity for water.

Zhermack has therefore elevated the concept of Hydrophilicity to a higher level. **Zhermack defines hydrocompatibility** as an affinity for water. Zhermack therefore uses the concept of **hydrocompatibility to differentiate its own silicones** from other materials on the market. Thanks to their **low angle of contact**, Zhermack silicones offer **high performance in humid environments** and maintain dimensional stability.

A CHOICE OF QUALITY

Hydrorise has been shown to have one **of the best angles of contact** on the market.* Its **excellent hydrocompatibility** helps obtain **precise and accurate impressions**.

*In-house comparative tests against some of the best-known impression materials on the market.



Hydrorise System

Everything contributes to accuracy.
What more could you want?



ALMOST 100% ELASTIC RECOVERY

Good elastic recovery is a fundamental characteristic for mixed impressions and those of natural abutments.^[4] Hydrorise System products boast an **excellent elastic recovery** of at least **99%.***

Material is therefore able to return to its original shape after the deformation caused by removing the impression from the oral cavity, contributing further to the accuracy of the impression.**

TEAR RESISTANCE

Impressions taken with any of the Hydrorise System viscosities resist tearing during removal from the mouth.

ACCURATE EVEN DAYS LATER

With Hydrorise System, impressions do not need to be cast immediately: the dentist and dental technician therefore enjoy greater flexibility in impression management.

The **dimensional stability** of Hydrorise System helps maintain the accuracy of impressions **for up to 21 days.**



* 99% for Hydrorise Putty and Maxi Putty and 99.5% for all other viscosities of Hydrorise System.

** ISO 4823:2015

Patient safety, dentist satisfaction

Safe for use even on
intolerant patients.

All Zhermack addition silicones **are gluten- and lactose-free**, which guarantees peace of mind and safety even when used on intolerant patients.

This allows the dentist to perform impression procedures with peace of mind and in absolute safety.



A perfect combination

Hydrorise System and Sympress,
the ideal combination for quality mixing.

FOCUS

A RELIABLE MACHINE

Hydrorise System can be used with **Sympress**, the automatic mixer designed for quick and easy mixing of impression materials in 5:1 cartridges.

VERSATILE

- Compatible with all the most common impression materials on the market (VPS and polyethers)
- Can be used with hard and soft cartridges (360 or 380 ml)

FUNCTIONAL

- Compact design occupies less worktop space
- Silent

EASY TO USE

- Two mixing speeds
- Constant and better quality mixing than manual mixing




Quality mixing

With Zhermack, mixing becomes automatic to make your everyday work easier.

WHY PREFER AUTOMATIC MIXING?

Automatic mixing improves impression quality compared to manual mixing and produces a **more homogeneous mix**. It reduces the risk of incorrect dosing and the incorporation of air bubbles in the mix. Automatic mixing also reduces impression material preparation times, even in the hands of less expert users, which in turn saves time and affords the user greater comfort.^[8,9]

Zhermack's 5:1 system, even better performance.



Dynamic-static tips
reduce material waste
by up to 22%*

*Compared to the most commonly used mixing tips of our competitors.

ZHERMACK'S 380 ML
CARTRIDGES ARE
COMPATIBLE WITH MOST
COMMON MIXERS
ON THE MARKET

Clinical case

A clinical case of the complete rehabilitation of a patient's dental arches. **Hydrorise Implant** was used for implant prosthodontic purposes in the lower arch while **Hydrorise** was used in the upper arch for the prosthodontic treatment of natural teeth.



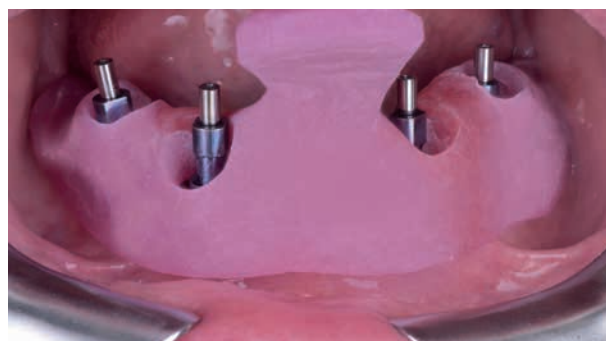
1. Baseline



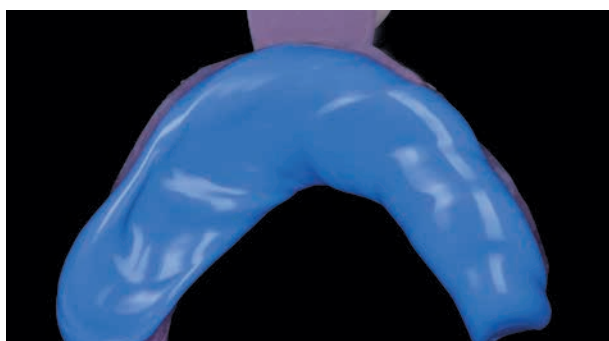
2. Implants in position



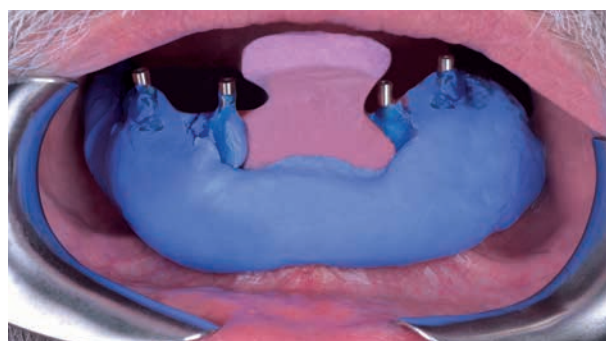
3. Pick-up in position



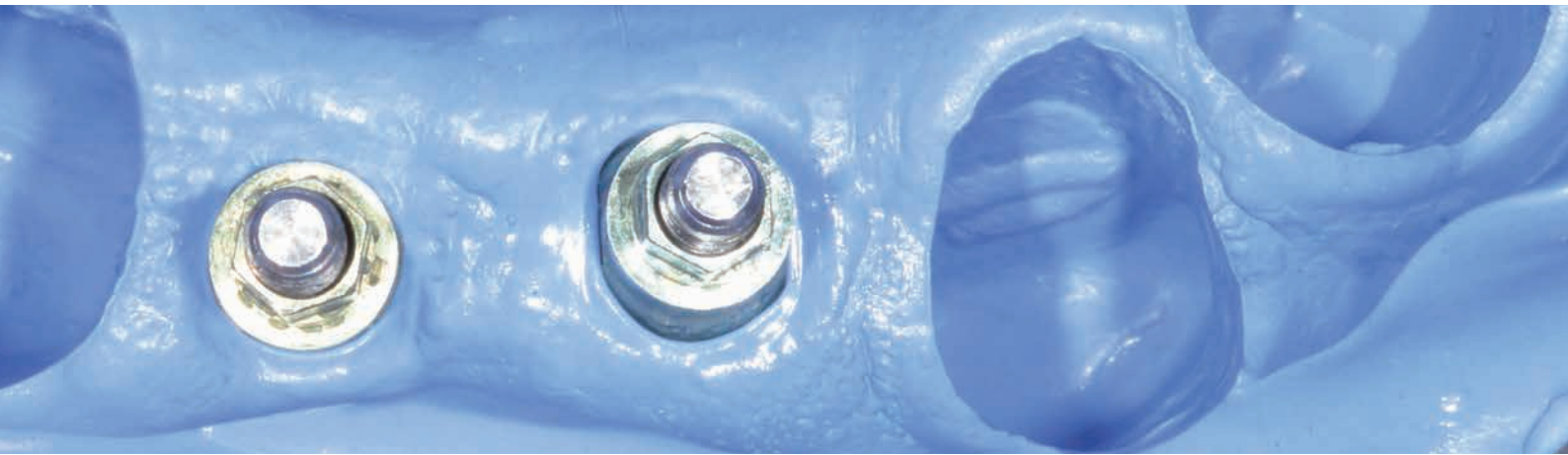
4. In-mouth testing of custom impression tray



5. Hydrorise Implant Medium Body on the custom impression tray



6. The Hydrorise Implant Medium Body impression in the patient's mouth



7. The Hydrorise Implant Medium Body impression



8. Preparation of the upper arch teeth



9. Insertion of the displacement cords



10. Positioning Hydrorise Light Body on the upper arch abutments



11. Upper arch impression of natural abutments taken with Hydrorise Heavy Body and Light Body



12. The patient's smile at the end of the treatment

technical data



HYDRORISE SYSTEM	Delivery System	Type of setting	Working time, including mixing time* (min:s)	Time in mouth** (min:s)	Setting time* (min:s)	Hardness Shore A
Hydrorise Putty	Manual mixing	Normal Set	2:00	3:30	5:30	60 ± 2
		Fast Set	1:30	2:30	4:00	
Hydrorise Maxi Putty	5:1 automatic mixing	Normal Set	2:00	3:30	5:30	60 ± 2
		Fast Set	1:30	2:30	4:00	
Hydrorise Implant Heavy	5:1 automatic mixing	Normal Set	2:00	3:30	5:30	65
Hydrorise Heavy	1:1 semi-automatic mixing	Fast Set	1:30	2:30	4:00	60 ± 2
Hydrorise Maxi Heavy	5:1 automatic mixing	Normal Set	2:00	3:30	5:30	60 ± 2
		Fast Set	1:30	2:30	4:00	
Hydrorise Implant Medium	5:1 automatic mixing	Normal Set	2:00	3:30	5:30	60
		Quick Set	1:30	2:00	3:30	
Hydrorise Monophase	1:1 semi-automatic mixing	Normal Set	2:00	3:30	5:30	54 ± 2
		Fast Set	1:30	2:30	4:00	
Hydrorise Maxi Monophase	5:1 automatic mixing	Normal Set	2:00	3:30	5:30	54 ± 2
		Fast Set	1:30	2:30	4:00	
Hydrorise Regular	1:1 semi-automatic mixing	Normal Set	2:00	3:30	5:30	45 ± 2
		Fast Set	1:30	2:30	4:00	
Hydrorise Implant Light	1:1 semi-automatic mixing	Normal Set	2:00	3:30	5:30	55
Hydrorise Light	1:1 semi-automatic mixing	Normal Set	2:00	3:30	5:30	45 ± 2
		Fast Set	1:30	2:30	4:00	
Hydrorise Extra Light	1:1 semi-automatic mixing	Normal Set	2:00	3:30	5:30	45 ± 2
		Fast Set	1:30	2:30	4:00	

* Times are intended from the beginning of mixing at 23°C (73 °F).

** Time in mouth is intended at 35°C / 95°F.

Find out more about Zhermack impression products



FOCUS

The disinfection of the impression is an essential step in order to limit the risk of cross-contamination between the dental practice and the dental laboratory.

All Zhermack silicones can be disinfected using products containing quaternary ammonium salts, mixtures of alcohol and surface tension reducers, such as **Zeta 7 Spray** and **Zeta 7 Solution** from Zhermack's Zeta Hygiene line, whilst maintaining their dimensional stability and surface detail reproduction even after disinfection^[10,11].



Zeta 7 Spray

Ready-to-use disinfectant spray with a broad spectrum of action for rapid impression disinfection.

Zeta 7 Solution

Concentrated disinfectant with a broad spectrum of action for impression disinfection.

Codes and packaging



extraPro

HYDRORISE PUTTY - HIGH VISCOSITY ADDITION SILICONE

Code	Setting time	Packaging
C207010	Normal Set	2 x 300 ml tubs (Base + Catalyst) + 2 measuring spoons
C207011	Fast Set	
C207012	Normal Set	Eco Pack: 2 x 900 ml tubs (Base + Catalyst) + 2 measuring spoons
C207013	Fast Set	
C207071	Fast Set	Mini Kit: 2 x 100 ml tubs (Base + Catalyst) of Putty Fast + 2 measuring spoons 1 x 50 ml cartridge (Base + Catalyst) of Light Fast + 6 mixing tips (small)

HYDRORISE MAXI PUTTY - HIGH VISCOSITY ADDITION SILICONE

Code	Setting time	Packaging
C207044	Normal Set	2 x 380 ml cartridges (Base + Catalyst) + 15 dynamic-static mixing tips + 2 tip lockers
C207045	Fast Set	
C207065	Fast Set	Eco Pack: 6 x 380 ml cartridges (Base + Catalyst) + 2 tip lockers

HYDRORISE IMPLANT HEAVY BODY - HIGH VISCOSITY ADDITION SILICONE

Code	Setting time	Packaging
C207090	Normal Set	2 x 380 ml cartridges (Base + Catalyst) + 15 dynamic-static mixing tips + 2 tip lockers
C207095	Normal Set	Hydrorise Implant Kit Heavy/Light: 1 x 380 ml cartridge (Base + Catalyst) of Heavy Body + 1 x 50 ml cartridge (Base + Catalyst) of Light Body + 6 dynamic-static mixing tips + 6 mixing tips (small) + 1 tip locker

HYDRORISE HEAVY BODY - HIGH VISCOSITY ADDITION SILICONE

Code	Setting time	Packaging
C207009	Fast Set	2 x 50 ml cartridges (Base + Catalyst) + 6 mixing tips (medium)

HYDRORISE MAXI HEAVY BODY - HIGH VISCOSITY ADDITION SILICONE

Code	Setting time	Packaging
C207042	Normal Set	2 x 380 ml cartridges (Base + Catalyst) + 15 dynamic-static mixing tips + 2 tip lockers
C207043	Fast Set	
C207063	Fast Set	Eco Pack: 6 x 380 ml cartridges (Base + Catalyst) + 2 tip lockers

HYDRORISE IMPLANT MEDIUM BODY - MEDIUM VISCOSITY ADDITION SILICONE

Code	Setting time	Packaging
C207092	Normal Set	2 x 380 ml cartridges (Base + Catalyst) + 15 dynamic-static mixing tips + 2 tip lockers
C207122	Quick Set	
C207096	Normal Set	1 x 380 ml cartridge (Base + Catalyst) + 6 dynamic-static mixing tips + 1 tip locker
C207126	Quick Set	

HYDRORISE MONOPHASE - MEDIUM VISCOSITY ADDITION SILICONE

Code	Setting time	Packaging
C207006	Normal Set	2 x 50 ml cartridges (Base + Catalyst) + 6 mixing tips (medium)
C207007	Fast Set	

HYDRORISE MAXI MONOPHASE - MEDIUM VISCOSITY ADDITION SILICONE

Code	Setting time	Packaging
C207040	Normal Set	2 x 380 ml cartridges (Base + Catalyst) + 15 dynamic-static mixing tips + 2 tip lockers
C207041	Fast Set	

HYDRORISE REGULAR BODY - MEDIUM VISCOSITY ADDITION SILICONE

Code	Setting time	Packaging
C207004	Normal Set	2 x 50 ml cartridges (Base + Catalyst) + 12 mixing tips (small)
C207005	Fast Set	

HYDRORISE IMPLANT LIGHT BODY - LOW VISCOSITY ADDITION SILICONE

Code	Setting time	Packaging
C207091	Normal Set	2 x 50 ml cartridges (Base + Catalyst) + 12 mixing tips (small)
C207095	Normal Set	Hydrorise Implant Kit Heavy/Light: 1 x 380 ml cartridge of Heavy Body + 1 x 50 ml cartridge of Light Body + 6 dynamic-static mixing tips + 6 mixing tips (small) + 1 tip locker

HYDRORISE LIGHT BODY - LOW VISCOSITY ADDITION SILICONE

Code	Setting time	Packaging
C207000	Normal Set	2 x 50 ml cartridges (Base + Catalyst) + 12 mixing tips (small)
C207001	Fast Set	
C207071	Normal Set	Mini Kit: 2 x 100 ml tubs (Base + Catalyst) of Putty Fast + 2 measuring spoons + 1 x 50 ml cartridge (Base + Catalyst) of Light Fast + 6 mixing tips (small)

HYDRORISE EXTRA LIGHT BODY - LOW VISCOSITY ADDITION SILICONE

Code	Setting time	Packaging
C207002	Normal Set	2 x 50 ml cartridges (Base + Catalyst) + 12 mixing tips (small)
C207003	Fast Set	

Equipment

Code	Model
6000-0000	Sympress – 230 V
6000-1000	Sympress – 120 V
6000-2000	Sympress 230 V UK plug
6000-3000	Sympress 100 V



ACCESSORIES

Code	Product	Code	Product
C202085	Mixing tips - small (48 pcs)	C700025	Universal Tray Adhesive - 10 ml bottle
C202086	Mixing tips - medium (48 pcs)	C202100	D2 1:1 dispenser
D510010	Putty Cut	C205530	Dynamic-static mixing tips (50 pcs)
C202090	Yellow oral tips (48 pcs)	C205540	Tip locker (2 pcs)

Bibliography

- [1] P. Baldissara , R. Meneghello , C. Parisi , A. M. Messias , F. Ghelli , L. Ciocca, HYPERLINK "https://cris.unibo.it/handle/11585/726162" Accuracy And Precision Of Impression Materials Designed For Implant Prosthodontics, in: IADR proceedings, 2019 (proceedings of the IADR/AADR/CADR 97TH GENERAL SESSION, Vancouver, BC, Canada, 19-22 June 2019) [Conference Proceedings-poster]
- [2] GAYATHRIDEVI, S. K., et al. Impression techniques in implants. Journal of Dental and Orofacial Research, 2016; 12.2: 11-19.
- [3] KURTULMUS-YILMAZ, Sevcn, et al. Digital evaluation of the accuracy of impression techniques and materials in angulated implants. Journal of dentistry, 2014, 42.12: 1551-1559. doi: 10.1016/j.jdent.2014.10.008
- [4] Shillingburg, Herbert T., et al. Fundamentals of fixed prosthodontics. Quintessence Publishing Company, 1997.
- [5] Nassar U, Tavoossi F, Pan Y W, Milavong-Viravongsa N, Heo G, Nychka J. Comparison of the contact angle of water on set elastomeric impression materials, J Can Dent Assoc 2018; 84: 1-7. ISSN: 1488-2159
- [6] Rubel B. Impression Materials: A Comparative Review of Impression Materials Most Commonly Used in Restorative Dentistry. Dental Clinics of North America. 2007; 51(3): 632 . DOI: 10.1016/j.cden.2007.03.006
- [7] Gonçalves F S, Popoff D A V, Castro C D L, Silva G C, Moreira A, Magalhães C S, Moreira A N. Dimensional stability of elastomeric impression materials: a critical review of the literature. The European journal of prosthodontics and restorative dentistry. 2011; 19:1-4. doi:10.1922/EJPRD_998Silva04
- [8] Daou E. E, The elastomers for complete denture impression: A review of the literature. The Saudi Dental Journal. 2010; 22:153-160
- [9] Di Felice R, Scotti R, Belsler U. The influence of the mixing technique on the content of voids in two polyether impression materials. Schweiz Monatsschr Zahnmed. 2002; 112: 12-16
- [10] Sinobad T, Obradović-Đuričić K, Nikolić Z, Dodić S, Lazić V, Sinobad V, Jesenko-Rokvić A. The effect of disinfectants on dimensional stability of addition and condensation silicone impressions. Vojnosanitetski preglad, 2014, 71.3: 251-258.
- [11] Amin WM, Al-Ali MH, Al Tarawneh SK, Taha ST, Saleh MW, Ereifij N. The effects of disinfectants on dimensional accuracy and surface quality of impression materials and gypsum casts. J Clin Med Res. 2009;1(2):81-89. doi:10.4021/jocmr2009.04.1235

Fulfilling your needs