

























## Cleaning and disinfection plan

WHICH	WHERE	WHEN	HOW	SPECTRUM OF ACTION
 <b>Zeta 1 Ultra</b> 	Disinfection and cleaning of ordinary surgical instruments and burs	After possible contamination.	<p><b>2% DILUTION (broad disinfection)</b>  <b>Prepare the solution:</b> dose 20 ml per litre of water.  <b>Disinfect the instruments:</b> soak the instruments for 60 minutes in the static bath or for 30 minutes in the ultrasonic bath at 35°C.</p> <p><b>1% DILUTION (rapid disinfection, with limited spectrum of action)</b>  <b>Prepare the solution:</b> dose 10 ml per litre of water.  <b>Disinfect the instruments:</b> soak the instruments for 15 minutes in the static bath.</p> <p>At the end of the action time, remove the instruments from the dilution bath and rinse thoroughly.</p>	<p><b>2% DILUTION (BROAD DISINFECTION)</b>  <b>STATIC BATH:</b>  <b>Bactericidal:</b> EN 13727, EN 14561 (S. aureus, P. aeruginosa, E. hirae)  <b>Yeasticidal:</b> EN 13624, EN 14562 (C. albicans)  <b>Bactericidal, yeasticidal (15):</b> VAH  <b>Mycobactericidal, including tuberculocidal:</b> EN 14348, EN 14563 (M. terrae, M. avium)  <b>Virucidal:</b> EN 14476 (Poliovirus, Adenovirus, Norovirus, including HIV, HBV, HCV, Ebola, Herpes simplex and all human and animal influenza viruses)  <b>ULTRASONIC BATH:</b>                      Bactericidal, yeasticidal, fungicidal (A. brasiliensis), mycobactericidal incl. tuberculocidal, virucidal  <i>Tested under dirty conditions.</i></p> <p><b>1% DILUTION (RAPID DISINFECTION)</b>  <b>STATIC BATH:</b>  <b>Bactericidal:</b> EN 13727, EN 14561 (S. aureus, P. aeruginosa, E. hirae)  <b>Yeasticidal:</b> EN 13624, EN 14562 (C. albicans)  <b>Limited virucidal:</b> HIV, HBV, HCV, Ebola, Herpes simplex and all human and animal influenza viruses (D/VV/RKI, prEN 16777)  <b>Mycobactericidal, including tuberculocidal (60):</b> VAH  <i>Tested under dirty conditions.</i></p>
 <b>Zeta 2 Sporex</b> 	Cold chemical sterilisation of ordinary surgical instruments and burs	After possible contamination, after disinfection.	<p><b>Prepare the solution:</b> dose 20 g (3 dosing spoons) per litre of water. Wait 15 minutes.  <b>Sterilize the instruments:</b> soak the instruments in the solution for 10 minutes. Rinse thoroughly and dry.                      The prepared solution remains stable for 24 hours but should be renewed at the start of each working day.</p>	<p><b>Bactericidal:</b> EN 13727, EN 14561 (S. aureus, P. aeruginosa, E. hirae)  <b>Yeasticidal:</b> EN 13624, EN 14562 (C. albicans)  <b>Mycobactericidal, including tuberculocidal:</b> EN 14348, EN 14563 (M. terrae, M. avium)  <b>Virucidal:</b> EN 14476 (Poliovirus, Adenovirus, Norovirus, Parvovirus, including HIV, HBV, HCV)  <b>Sporicidal:</b> EN 13704 (B. subtilis)  <i>Tested under dirty conditions.</i></p>
 <b>Zeta 3 Soft</b> 	Disinfection and cleaning of surfaces of medical devices	After possible contamination. As required.	<p><b>Spray the product</b> over the surface to be disinfected directly*. Thoroughly rub the entire surface to be disinfected before the product evaporates completely. Leave to dry.</p> <p>*Before applying, check the compatibility of the alcohol-based product on a hidden part of the surface to be treated. Do not treat delicate or alcohol-sensitive surfaces.</p>	<p><b>Bactericidal:</b> EN 13727, EN 17387, EN 13697*, EN 14561 (S. aureus, P. aeruginosa, E. hirae)  <b>Yeasticidal:</b> EN 13624, EN 17387, EN 13697, EN 14562 (C. albicans)  <b>Tuberculocidal:</b> EN 14348, EN 14563 (M. terrae)  <b>Virucidal vs. enveloped viruses:</b> EN 14476, EN 16777 (including HIV, HBV, HCV)  <i>Tested under dirty conditions.</i>                      *Tested on S. aureus, P. aeruginosa, E. hirae, E. coli.</p>
 <b>Zeta 3 Wipes TOTAL</b> 	Disinfection and cleaning of surfaces of medical devices	After possible contamination. As required.	<p><b>Thoroughly rub</b> the surface with the wipe ensuring the complete coverage of the surface to be disinfected*. Leave to dry.</p> <p>*Before applying, check the compatibility of the alcohol-based product on a hidden part of the surface to be treated. Do not treat delicate or alcohol-sensitive surfaces.</p>	<p><b>Bactericidal:</b> EN 13727, EN 17387, EN 13697*, EN 14561 (S. aureus, P. aeruginosa, E. hirae)  <b>Yeasticidal:</b> EN 13624, EN 17387, EN 13697, EN 14562 (C. albicans)  <b>Tuberculocidal:</b> EN 14348, EN 14563 (M. terrae)  <b>Virucidal vs. enveloped viruses:</b> EN 14476, EN 16777 (including HIV, HBV, HCV)  <i>Tested under dirty conditions.</i> *Tested on S. aureus, P. aeruginosa, E. hirae, E. coli.                      Standards apply to the solution.                      Effectiveness of wipes (According to the prEN 16615 method, 10' contact):                      R&gt;4Log vs. S. aureus, E. hirae                      R&gt;3Log vs. C. albicans, P. aeruginosa</p>
 <b>Zeta 3 Foam</b> 	Disinfection and cleaning of delicate surfaces of medical devices	After possible contamination. As required.	<p>Dispense Zeta 3 Foam and use a wipe to spread it so that it completely covers the surfaces and objects to be disinfected (4 sprays of Zeta 3 Foam allow to cover a surface of 0,25 m<sup>2</sup>). Leave it to work, then remove the disinfecting emulsion with a tissue and finally leave to dry.</p> <p>Alternatively, it is possible to <b>spray Zeta 3 Foam on a tissue</b> and wipe it over surfaces and areas to be disinfected.</p> <p>*Before applying, check the compatibility of the product on a hidden part of the surface to be treated.</p>	<p><b>Bactericidal:</b> EN 13727, EN 13697, EN 16615* (S. aureus, P. aeruginosa, E. hirae)  <b>Yeasticidal:</b> EN 13624, EN 13697, EN 16615 (C. albicans)  <b>Tuberculocidal:</b> EN 14348 (M. terrae)  <b>Limited virucidal:</b> EN 14476 (Adenovirus, Rotavirus, Norovirus and all enveloped viruses, including HIV, HBV, HCV)  <i>Tested under dirty conditions.</i>                      *E. Coli included.</p>
 <b>Zeta 3 Wipes POP-UP</b> 	Disinfection and cleaning of delicate surfaces of non-invasive medical devices	After possible contamination. As required.	<p><b>Thoroughly rub</b> the surface with the wipe ensuring the complete coverage of the surface to be disinfected*.</p> <p>*Before applying, check the compatibility of the product on a hidden part of the surface to be treated.</p>	<p><b>Bactericidal:</b> EN 13727*, EN 13697, EN 1276, EN 14561*, EN 14561 (MRSA)  <b>Fungicidal:</b> EN 14562 (A. fumigatus)  <b>Yeasticidal:</b> EN 1650*, EN 13624, EN 13697, EN 14562 (C. albicans)  <b>Tuberculocidal:</b> EN 14348, EN 14563 (M. terrae)  <b>Virucidal:</b> EN 14476* (HBV, HCV, Adenovirus, Coronavirus, Norovirus, VRS, H1N1, H5V1), EN 14476 (Polyomavirus), EN 14476 (Rotavirus)  <i>Tested under clean conditions. * Tested under dirty conditions.</i></p>
 <b>Zeta 4 Wash</b> 	Cleaning of washable surfaces	At the end of the working day.	<p><b>Prepare the solution:</b> dilute 1-2 dosage caps per litre of water.  <b>Wash the floor as usual.</b> For persistent dirt, apply a few drops of the product on a damp cloth and rub before washing.</p>	Cleaner
 <b>Zeta 5 Power Act</b> 	Disinfection and cleaning of suction units	At least at the end of the working day and after each invasive surgical intervention.	<p>Rinse the suction system by drawing up 2 litres of cold water.  <b>Prepare the solution:</b> fill a bucket with water and dose 10 ml per litre of water. Then mix the solution obtained.  <b>Disinfect the suction unit:</b> draw the disinfectant solution, alternating it with air in the suction tubes. For a rapid disinfection, let it work for 15 minutes (excluding tuberculocidal action). For a complete disinfection, let it work overnight.  <b>Pour the remaining disinfectant solution (at least 250 - 300 ml) into the spittoon.</b> Rinse the suction system again by drawing up 2 litres of cold water.</p>	<p><b>Bactericidal:</b> EN 13727, EN 14561 (S. aureus, P. aeruginosa, E. hirae)  <b>Yeasticidal:</b> EN 13624, EN 14562 (C. albicans)  <b>Tuberculocidal:</b> EN 14348 (M. terrae)  <b>Limited virucidal:</b> prEN 16777, DVV/RKI vs. encapsulated and lipophilic viruses including blood viruses (HIV, HBV, HCV), Herpes simplex and families of virus such as the Orthomyxoviridae (including all human and animal influenza viruses such as H5N1 and H1N1), Filoviridae (Ebola virus) and Paramyoviridae (measles virus)  <b>Bactericidal, yeasticidal:</b> VAH  <i>Tested under dirty conditions.</i></p>
 <b>Zeta 7 Solution</b> 	Disinfection of impressions	Immediately after taking the impression before transporting it to the lab. After receipt from the lab.	<p><b>Rinse the impression</b> thoroughly under running water.  <b>Prepare the solution:</b> dose 10 ml per litre of water.  <b>Disinfect the impression:</b> soak in the solution for 10 minutes.                      At the end of the action time, remove the impression from the dilution bath and rinse thoroughly.</p>	<p><b>Bactericidal:</b> EN 13727 (S. aureus, P. aeruginosa, E. hirae)  <b>Yeasticidal:</b> EN 13624 (C. albicans)  <b>Bactericidal, Yeasticidal:</b> VAH  <b>Tuberculocidal:</b> EN 14348, EN 14563 (M. terrae)  <b>Virucidal against enveloped viruses:</b> EN 14476 (Vaccinia Virus including HIV, HBV, HCV)  <i>Tested under dirty conditions.</i></p>
 <b>Zeta 7 Spray</b> 	Disinfection of impressions	Immediately after taking the impression before transporting it to the lab. After receipt from the lab.	<p><b>Rinse the impression thoroughly under running water.</b>  <b>Disinfect the impression:</b> spray all over the impression (both sides). Let the product evaporate for 3 minutes.</p>	<p><b>Bactericidal:</b> EN 13727 (S. aureus, P. aeruginosa, E. hirae)  <b>Yeasticidal:</b> EN 13624 (C. albicans)  <b>Tuberculocidal:</b> EN 14348, EN 14563 (M. terrae)  <b>Virucidal:</b> EN 14476 (Poliovirus, Adenovirus, Norovirus, Parvovirus, including HIV, HBV, HCV)  <i>Tested under dirty conditions.</i></p>
 <b>Zeta 6 Hydra</b> 	Hand hygiene	Before and after every treatment. After every contamination. Additionally as required.	Wet your hands and pour the product on the palm of one hand, then rub the product thoroughly over your hands before rinsing and drying.	Liquid cleaner for frequent hand washing, containing nutrient (Hydrolysed Rice Protein), protective (Glyceril Oleate) and hydrating substances (Glycerin). Specially formulated for delicate skins.





## INSTRUMENTS

### DISINFECTION

Zeta 1 Ultra Concentrated 2<sup>90</sup>



### CLEANING



### COLD CHEMICAL STERILIZATION

Zeta 2 Sporex Concentrated 2<sup>90</sup>



## SURFACES OF MEDICAL DEVICES

### ALCOHOL-RESISTANT SURFACES

Zeta 3 Soft



Zeta 3 Wipes TOTAL



### DELICATE SURFACES

Zeta 3 Foam



Zeta 3 Wipes POP-UP



\*tuberculocidal efficacy in 15 minutes



## SURFACES

### WASHABLE SURFACES

Zeta 4 Wash



## SUCTION UNITS

Zeta 5 Power Act Concentrated 1<sup>90</sup>



Action time: overnight for complete action or 15 minutes for a rapid disinfection (excluding tuberculocidal action)



## IMPRESSIONS

Zeta 7 Solution Concentrated 1<sup>90</sup>



Zeta 7 Spray



Spray all over the impression (both sides)



## HANDS

Zeta 6 Hydra

